

3rd Call for Modular projects

Interreg
Mediterranean



CONTENT

- 1. What happened till now?**
- 2. Key features and general expectations**
- 3. Expectations per S.O.**

Interreg MED ongoing projects: key figures

82

Modular projects

10

M1

14

M1+2

34

M2

11

M2+3

5

M3

8

M1+2+3

8

Horizontal projects

1

Platform project

91

approved projects

169 M€
ERDF

7 M€
IPA

Ongoing projects – Axis 1 – Blue Growth



HP InnoBlueGrowth
Blue Growth

7
projects

M1

M1+2

M2

M2+3

M3

M1+2+3

iBLUE
MAESTRALE
PROteuS

PELAGOS
4helix+

MISTRAL

Ongoing projects – Axis 3 – Sustainable Tourism



HP BleuTourMed_C3
Sustainable Tourism

18
projects

M1

M1+2

M2

M2+3

M3

M1+2+3

ShapeTourism
SIROCCO

DestiMED
ALTERECO
TOURISMED

COASTING

INHERIT
HERIT-DATA

BLUEISLANDS
BLUEMED
CASTWATER
CO-EVOLVE
EMbleMatiC
MEDFEST

CONSUME-LESS
MEDCYCLETOUR
MITOMED+

Ongoing projects – Axis 3 – Biodiversity Protection



HP PANACeA
Biodiversity Protection

12
projects

M1

M1+2

M2

M2+3

M3

M1+2+3

ConFish
POSBEMED
ACT4LITTER

AMAre
MEDSEALITTER

EcoSUSTAIN
MPA-ADAPT
WETNET




FishMPABlue2

PHAROS4MPAs

PlasticBustersMPAs

3rd Call for modular projects: key features

Budget of the call: 32M€

- ERDF: 30M€ (8M€ for priority axis 1 and 22M€ for priority axis 3)
- IPA: 2M€ (breakdown per priority axis to be decided depending on selection)
- Specific objectives (or sub themes) open, on Axis 1 and 3:
 -  S.O.1.1 sub-objective “Blue Growth”
 -  S.O.3.1 “sustainable tourism”
 -  S.O. 3.2 “biodiversity protection”
- Type of projects: multi-module M2 Testing+Transferring and M3 Capitalising
- Project duration: 32 months max; Beginning on 1st November 2019 and finalizing by the 30th June 2022
- Project budget: between 2.5 and 4 M € in total, depending on the planned activities and the partnership involved

General expectations

- Respond to gaps and needs identified after 2 calls
- Focus on replicability, transferability, capitalisation and mainstreaming
- Contribute to each S.O. Output Indicators
- Build on and/or complement developed tools and results delivered by MED Programme or other EU initiatives and Programmes
- Work in synergies with the ongoing projects
- Be active in thematic communities
- Work closely with existing initiatives and strategies in the Mediterranean area (eg: Bluemed initiative, WestMED initiative, EUSAIR)

Expectations S.O.1.1 'Innovation' sub-theme

« Blue Growth »

- **Empowerment of SMEs** and their direct involvement as partners
- Reinforcement of transnational cooperation between **maritime clusters**
- **Priority to** fishing and aquaculture, blue biotechnologies and coastal and maritime tourism
- Attention to principles of **circular economy** and, more in general, of sustainable production and consumption
- **RIS3** Implementation, Monitoring and Evaluation
- Respond to the lack of **territorial and thematic data on the innovation condition** in the Mediterranean area.

Expectations S.O.3.1 Sustainable tourism

- **Targeted areas: islands and low density areas** (by low density areas, it is designated NUTS 3 regions with less than 66,2 inhabitants per km²).
- implementation of integrated/adapted public policies,
- application of improved Integrated Coastal Zone Management protocols,
- adapted transposition of the Maritime Spatial Planning Directive into the territories,
- sound application of common indicators measuring the sustainability of tourism in the area,
- (improved) coordination of actions between public authorities of different Interreg MED territories,
- increase of transnational and interregional cooperation and action plans and increase number of regions involved in such strategies

Expectations S.O.3.2 Biodiversity protection

- **Focus on Marine Protected Areas**
- **Focus on development of Joint Governance Plans**
- Support existing MPAs in terms of management, coordination and governance
- Contribute to increase the MPAs coverage of EU sea above the 10% by 2020 (Aichi target11)
- Support the integration of MPAs conservation as a priority of territorial development strategies in the MED countries.
- Improve conservation status ensuring an **ecosystem based approach** to the use of natural resources

To which Output Indicators should projects contribute to ?

S.O.	Output Indicator Title	2023 target values
1.1	Number of enterprises receiving grants	35
	Number of enterprises receiving non-financial support	4 000
	Number of operational instruments to favour innovation of SMEs	44
	Number of transnational innovation clusters supported	10
3.1	Number of instruments available to enhance the development of sustainable and responsible tourism	17
	Number of regions and sub-regions engaged (through charters, protocols, MoU) in implementing sustainable tourism plans	144
	Number of strategies applying sustainable tourism management criteria	11
	Number of tourist destinations covered by a sustainable tourism evaluation tool	108
3.2	Number of joint governance plans	36
	Number of protected areas engaged (through charters, protocols, MoU) in implementing management strategies	50
	Surface of habitats supported to attain a better conservation status	1 250 000